

REPORT TO: Safer Halton Policy and Performance Board

DATE: 20th January 2009

REPORTING OFFICER: Strategic Director Corporate and Policy

SUBJECT: Local Area Agreement Performance Report

WARDS: Borough-wide

1. PURPOSE OF REPORT

To report on progress towards meeting Local Area Agreement targets at the end of the first six months of the Agreement.

2. RECOMMENDATION THAT:

- i. The report is noted.
- ii. The Board considers whether it requires any further information on the actions being taken to deliver the LAA targets.

3. SUPPORTING INFORMATION

The revised Local Area Agreement (LAA) was signed off by the Secretary of State in June 2008. The purpose of the LAA is to agree a set of targets for Halton with government and local partners. Named partners have a duty to co-operate in striving to achieve these targets. There are 34 indicators in the LAA, plus a further 16 statutory education and early years targets. The agreement covers the period April 2008 to March 2011.

A report on progress over the first 6 months of the Agreement is attached at Appendix 1, covering those indicators which fall within the responsibilities of this particular Policy and Performance Board.

Given that the Agreement was only signed in June, this first progress report reflects a very early stage in the Agreement's life. In reading the report members should bear in mind that:

1. As all the national indicators are built into service plan monitoring, the information in the appendix has already been before the Board. The intention of this report is pick out the LAA indicators from the different service plans so that it is possible to see a clearer picture of progress overall.

2. It was not possible to set targets for all of the chosen indicators in June for lack of baseline information. For example, the first Places Survey is only just taking place so there was no background against which to set targets for indicators that are reliant on that survey.
3. Some indicators are only reported annually, so in those cases no progress report is yet available.

4. LAA REVIEW AND REFRESH

A process has just begun to “Review and refresh” the LAA with government office. The main purpose is:

1. To fill in the gaps – by February 2009 information should be available to fill in the missing baselines and targets.
2. To update baselines and targets for a small number of indicators following changes to definitions.
3. To consider if there are significant changes in context which make it necessary to amend targets even at this early stage (for example, the impact of the recession).

5. CONCLUSION

This is an early stage in the progress of the Local Area Agreement, but it is an opportunity to take stock of current progress and to check that appropriate delivery plans are in place.

6. POLICY IMPLICATIONS

The Local Area Agreement acts as a delivery plan for the sustainable community strategy and as such is central to our policy framework.

7. OTHER IMPLICATIONS

Achievement of our Local Area Agreement targets has direct implications for our comprehensive area assessment. Further consideration of any areas of under-performance may give rise to other implications for the Council and its partners.

8. IMPLICATIONS FOR THE COUNCIL’S PRIORITIES

This report deals directly with progress and delivering one of our five priorities.

9. RISK ANALYSIS

The key risk is failure to improve the quality of life for residents of Halton in accordance with the objectives of our community strategy. This risk can be mitigated by regular reporting of performance, and reviewing the action being

taken where under-performance occurs.

10. EQUALITY AND DIVERSITY ISSUES


One of the guiding principles of the LAA is to reduce inequalities in Halton.

11. LIST OF BACKGROUND PAPERS UNDER SECTION 100D OF THE LOCAL GOVERNMENT ACT 1972



Document:

Local Area Agreement 2008. Place of inspection 2nd floor Municipal Building.
Contact officer – Rob McKenzie (0151 471 7416)

LAA PERFORMANCE REPORT SAFER HALTON PPB (APRIL 08 - SEPTEMBER 2008)

Target Ref	Indicator Description	Baseline (2007/08 unless specified otherwise)	Current performance (30.09.08)	Target 2008/09	Traffic Light	Commentary
NI 7	Environment for a thriving third sector C4	A measurable improvement to take place between the National Survey of the Third Sector Organisations conducted in 2008 and the National Survey of Third Sector Organisations conducted in 2010, calculated in accordance with the OTS briefing note.				Third Sector Research Team Survey indicator – data not yet available.
NI 8	Adult participation in sport	20.2% (2006)	-	22.02%	-	Data for this indicator is derived from the Sport England Active People Survey. This data will not be available until early 2009.
NI 16	Serious acquisitive crime rate	16.47 (per 1000 population) 1968	9.9	16.06 (per 1000 population) 1918		<p>During the period July to September 2008 Halton Area recorded 623 Serious Acquisitive Crimes equating to 5.21 per 1000 population. (119,500 population)</p> <p>Halton area has recorded an exceptional increase in volumes during July to September 2008 when compared to the same period during 2007 equating to a 20.7% increase (516 to 623). Peak volumes were recorded during August, however prolific offenders have been identified and arrests made. We would expect to measure reductions during the following months.</p> <p>Comparing Halton's performance against MSCDRP up to August 2008, Halton area is 9th out of 15 and +0.46 per 1000 population above MSCDRP average however, equal to 9th position during previous financial quarter and therefore, following a stable trend.</p> <p>Based on projections of current performance to date, Halton area is likely to complete year end above target of 16.06 per 1000 population at 2368 crimes or 19.8 per 1000 population.</p>

APPENDIX

Target Ref	Indicator Description	Baseline (2007/08 unless specified otherwise)	Current performance (30.09.08)	Target 2008/09	Traffic Light	Commentary
NI 17	Perceptions of anti-social behaviour review @refresh C3	Baseline 35% Target 27%	-	32%	-	Place Survey Indicator – data not yet available.
Local data has been used to set baseline and proxy targets for 08-09. To be refreshed at review March 2009.						
NI 20	Assault with Injury crime rate	10.62 (per 1000 population) 1269	5.51	10.35 (per 1000 population) 1237		<p>Halton recorded an increase in volume during July to September 2008 when compared to the same period during 2007 equating to a +8.3% increase (314 to 340). Peak volumes were recorded during August 2008, in line with seasonal historic trends including Summer/Bank Holidays and the 'Creamfields' Music Event we would expect to measure reductions during the following months.</p> <p>Based on current performance to date, projected year end performance is 11.03, therefore Halton is likely to marginally miss the target of 10.35.</p>
NI 30	Re-offending rate of prolific and priority offenders.	16%	See commentary	19%		<p>This indicator measures the effectiveness of PPO reduction schemes across a twelve month period, taking a cohort of offenders and monitoring re-offending activity for a year. Data will be available after Q4 of 2008/09 when a full year has elapsed and can be analysed.</p> <p>Indicative data for 2008/09 shows that in the current cohort, between April and mid-November there have been 32 proven incidents of re-offending. 15 offences are still pending judicial action.</p> <p>The number of proven re-offences in 2007/08 was 82. The target for 2008/09 is to reduce by 19% to 66.</p>

APPENDIX

Target Ref	Indicator Description	Baseline (2007/08 unless specified otherwise)	Current performance (30.09.08)	Target 2008/09	Traffic Light	Commentary
NI 32	Repeat incidents of domestic violence	Established local target 127 (07/08 actual)	81	121		At the half year stage, the number of repeat domestic violence incidents is higher than anticipated. To remediate this, an action plan is to be agreed between key agencies that will seek to identify key actions that can be undertaken to further reduce repeat victimisation.
		Local Indicator. Local data has been used to set baseline and proxy targets for 08-09. To be refreshed at review in March 2009.				
NI 33	Arson incidents	1277	525	1024 -20%		At the half year stage the target is 512 compared to an actual attendance of 525 with the school holidays and bonfire period behind us the Service is travelling in the right direction.
NI 40	Drug users in effective treatment	527	502	532		Data is available up to August 08, so the figures do not cover the full half year period. Performance remains on track.
NI 192	Household waste recycled and composted	25.4% (2007/08)	28.05%	28%		Whilst current performance is in line with the end of year target, levels of waste production and recycling are subject to seasonal variation and performance could decrease by the year end. A delay in the extension of the Council's green waste collection service, and a delay in the implementation of a planned communications campaign to increase participation in Council services, are two key factors that will impact upon overall recycling performance levels in 2008/09.